

# **HONDA**

## **GX Series Engines**





# GENUINE HONDA



**T**here are many reasons to insist on genuine Honda engines. As the world’s largest engine manufacturer, Honda offers more engine experience than anyone. Experience born on racetracks and roadways around the globe. Experience that keeps us on the cutting edge of engine performance technology and crosses our entire product line. From automobiles, race cars, motorcycles and all-terrain vehicles to marine engines, power equipment products and general-purpose engines, Honda is committed to designing products that meet or exceed the demands of our customers across the board. Based on the wide variety of products offered with our Honda engines, we’re experts at matching the right engine for the right job and producing engines that will “get the job done”.



Throughout our history, Honda has been dedicated to technological and environmental innovation, and today is no different. After all, we have a legendary reputation to live up to. A reputation for unsurpassed quality, performance and reliability. A reputation worth considering the next time you’re in the market for an engine.



*Pictured counter-clockwise from above: Honda Fit EV Concept Vehicle, Honda CBR1000RR, Honda Advanced Robotics – Asimo, MCHP (Micro-sized Combined Heat and Power System), Honda Aquatrax, Honda BF50 outboard, Honda Jet*

## Net Power

The SAE J1349 standard measures net horsepower with the manufacturer’s production muffler and air cleaner in place. Net horsepower more closely correlates with the power the operator will experience when using a Honda engine powered product. The power rating of the engines indicated in this document is the net power output tested on a production engine for the model noted and measured at the rpm specified. Mass production engines may vary from this value. Actual power output for the engine installed in the final machine will vary depending on numerous factors, including the operation speed of the engine in application, environmental conditions, maintenance and other variables.

## The GX Series Engines have reliability written all over them.

Honda GX Series Engines have long been recognized as the industry leader in providing reliable, easy-starting and fuel efficient small engines. You'll find Honda GX Series overhead valve engines on a wide variety of construction, maintenance and premium power equipment. The rental industry, where power equipment is subjected to the ultimate test of durability, relies heavily on Honda OHV engines to ensure customer satisfaction and a minimal level of maintenance and repair. When it comes to reliability, trust the engines with the Honda name.

## GX Series Engines — The Next Generation.

(Models GX120 — GX390)

### Less Noise

The operator will enjoy noise reduction levels ranging from 2.5 to 8db thanks to Honda's redesigned air cleaner and muffler. Vibration levels have also been reduced through the use of an all new, light weight piston.

### Same "Footprint"

OEMs can pass along new improvements and features without having to worry about costly and time consuming product modifications. New GX Series models have the exact footprint and fit into the same envelope as their similarly sized predecessors.

### EPA Phase 3 Ready!

Once again, Honda leads the way in offering power solutions that meet EPA Phase 3 emission regulations. Even more importantly, Honda GX engines meet these regulations without the need for a catalyst.



**Honda GX Series Engines carry a 3-Year Warranty.\* You always knew they were worry free, but now we've put it in writing.**

\*Warranty applies to all Honda GX Series Engines, 100cc or larger purchased at retail or put into rental service since January 1st, 2009. Warranty excludes the Honda GXV160 model. See full warranty details at Honda.com.



## Quality and performance are standard with Honda GX Series engines.

From cast iron cylinder sleeves to Automatic Decompression, Honda offers a variety of power solutions to meet your specific application. Choose from over 130 standard single cylinder engine variations. A variety of features are available, depending on the specific model and application, including four types of air filtration systems and Oil Alert® which warns the user before oil reaches an unsafe operating level. Other options include 2-to-1 and 6-to-1 reduction units, one to 18 amp charging, lamp coils and shaft variations to suit every standard application. For the most current information on Honda engine technologies, visit our website at [engines.honda.com](http://engines.honda.com).

Environmental responsibility has been an integral part of our product development philosophy years before emission levels were established. In fact, with minor modifications, the GX Series engine design introduced in 1983 continues to meet today's EPA and CARB emission level standards. Honda's advanced engine technology offers a number of distinct advantages including fuel savings, lower emissions and standardized replacement parts readily available through one of over 14,000 local Honda engine dealers, nationwide. For the most current information on Honda engine distributors and dealers, visit our website at [engines.honda.com](http://engines.honda.com).

## Prove it to yourself.

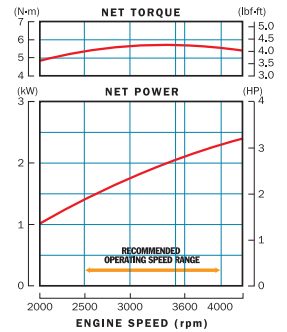
Next time you visit a rental center, see a landscape truck or pass by a construction site, you'll probably see a Honda GX engine-powered piece of equipment. Stop and ask them what they think of the Honda engine. Chances are they'll tell you they wouldn't use anything else. Sure, you can find a less expensive engine, but you won't find a more reliable one.

# Horizontal Shaft

## GX100



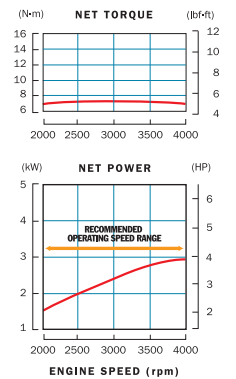
Engine Type	Air-cooled, 4-Stroke, OHC, single cylinder
Bore x Stroke	2.2" x 1.6" (56 x 40 mm)
Displacement	6.0 cu in (98 cm <sup>3</sup> )
Compression Ratio	8.5 : 1
Net Horsepower*	2.8hp (2.1kW) at 3,600 rpm
Net Torque*	4.2 lbs ft (5.7 Nm) at 3,600 rpm
PTO Shaft Rotation	Counterclockwise (from PTO shaft side)
Ignition System	Transistorized Magneto
Starting System	Recoil Starter
Carburetor	Horizontal type butterfly valve
Lubrication System	Forced Splash
Governor System	Centrifugal Mechanical
Air Cleaner	Dual Element Type
Oil Capacity	0.42 US qt (0.40l)
Fuel Tank Capacity (liter)	0.81 US qt (0.77l)
Dimensions (L x W x H)	11.6" (295mm) x 12.0" (304mm) x 15.8" (402mm)
Dry Weight	23.4 lbs (10.6 kg)



## GX120



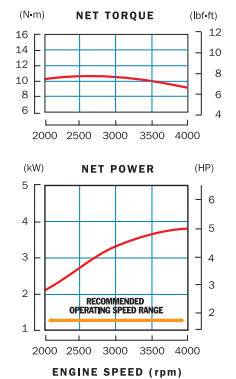
Engine Type	Air-cooled, 4-Stroke, OHV, single cylinder
Bore x Stroke	2.4" x 1.7" (60 x 42 mm)
Displacement	7.2 cu in (118 cm <sup>3</sup> )
Compression Ratio	8.5 : 1
Net Power (kW/rpm)*	3.5 hp (2.6 kW) at 3,600 rpm
Net Torque*	5.4 lbs ft (7.3 Nm) at 2,500 rpm
PTO Shaft Rotation	Counterclockwise (from PTO shaft side)
Ignition System	Transistor Magneto
Starting System	Recoil Starter
Carburetor	Butterfly
Lubrication System	Splash
Governor System	Mechanical
Air Cleaner	Dual Element
Oil Capacity	0.59 US qt (0.56 L)
Fuel Tank Capacity (liter)	2.1 US qt (2.0 L)
Evaporative Emissions	Low permeation hose and purge joint provided
Exhaust Emissions	Certified for use in all 50 states
Dimensions (L x W x H) Q-Shaft	12.0" (305 mm) x 13.4" (341 mm) x 13.0" (329 mm)
Dry Weight	29 lbs (13.0 kg)



## GX160



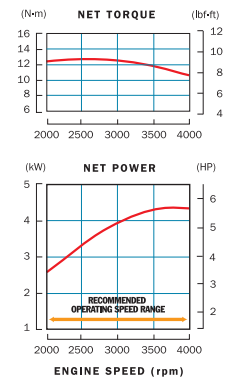
Engine Type	Air-cooled, 4-Stroke, OHV, single cylinder
Bore x Stroke	2.7" x 1.8" (68 x 45 mm)
Displacement	9.9 cu in (163 cm <sup>3</sup> )
Compression Ratio	9.0 : 1
Net Power (kW/rpm)*	4.8 hp (3.6 kW) at 3,600 rpm
Net Torque*	7.6 lbs ft (10.3 Nm) at 2,500 rpm
PTO Shaft Rotation	Counterclockwise (from PTO shaft side)
Ignition System	Transistor Magneto
Starting System	Recoil & Electric Starter
Carburetor	Butterfly
Lubrication System	Splash
Governor System	Mechanical
Air Cleaner	Dual Element
Oil Capacity	0.61 US qt (0.58 L)
Fuel Tank Capacity (liter)	3.3 US qt (3.1 L)
Evaporative Emissions	Low permeation hose and purge joint provided
Exhaust Emissions	Certified for use in all 50 states
Dimensions (L x W x H) Q-Shaft	12.3" (312 mm) x 13.6" (346 mm) x 13.6" (346 mm)
Dry Weight	33 lbs (15.1 kg)



## GX200



Engine Type	Air-cooled, 4-Stroke, OHV, single cylinder
Bore x Stroke	2.7" x 2.1" (68 x 54 mm)
Displacement	12 cu in (196 cm <sup>3</sup> )
Compression Ratio	8.5 : 1
Net Power (kW/rpm)*	5.5 hp (4.1 kW) at 3,600 rpm
Net Torque*	9.1 lbs ft (12.4 Nm) at 2,500 rpm
PTO Shaft Rotation	Counterclockwise (from PTO shaft side)
Ignition System	Transistor Magneto
Starting System	Recoil & Electric Starter
Carburetor	Butterfly
Lubrication System	Splash
Governor System	Mechanical
Air Cleaner	Dual Element
Oil Capacity	0.63 US qt (0.60 L)
Fuel Tank Capacity (liter)	3.3 US qt (3.1 L)
Evaporative Emissions	Low permeation hose and purge joint provided
Exhaust Emissions	Certified for use in all 50 states
Dimensions (L x W x H) Q-Shaft	12.6" (321 mm) x 14.8" (376 mm) x 13.6" (346 mm)
Dry Weight	35 lbs (16.1 kg)



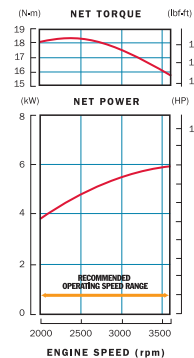
\* The power rating of the engines indicated in this document measures the net power output at 3600 rpm (7000 rpm for model GXH50, GXV50, GX25 and GX35) and net torque at 2500 rpm, as tested on a production engine. Mass production engines may vary from this value. Actual power output for the engine installed in the final machine will vary depending

# Horizontal Shaft

## GX240



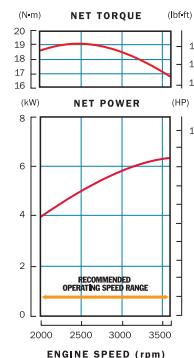
Engine Type	Air-cooled, 4-Stroke, OHV, single cylinder
Bore x Stroke	3.0" x 2.3" (77 x 58 mm)
Displacement	16 cu in (270 cm <sup>3</sup> )
Compression Ratio	8.5 : 1
Net Power (kW/rpm)*	7.9 hp (5.9 kW) at 3,600 rpm
Net Torque*	13.5 lbs ft (18.3 Nm) at 2,500 rpm
PTO Shaft Rotation	Counterclockwise (from PTO shaft side)
Ignition System	Digital CDI with variable ignition timing
Starting System	Recoil & Electric Starter
Carburetor	Butterfly
Lubrication System	Splash
Governor System	Centrifugal Mass Type
Air Cleaner	Dual Element
Oil Capacity	1.16 US qt (1.1 L)
Fuel Tank Capacity (liter)	6.4 US qt (6.1 L)
Evaporative Emissions	Low permeation hose and purge joint provided
Exhaust Emissions	Certified for use in all 50 states
Dimensions (L x W x H) Q-Shaft	15.0" (380 mm) x 16.9" (429 mm) x 16.6" (422 mm)
Dry Weight	55 lbs (25.0 kg)



## GX270



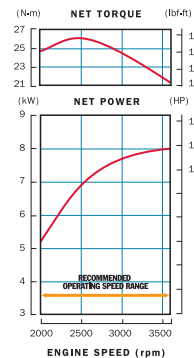
Engine Type	Air-cooled, 4-Stroke, OHV, single cylinder
Bore x Stroke	3.0" x 2.3" (77 x 58 mm)
Displacement	16 cu in (270 cm <sup>3</sup> )
Compression Ratio	8.5 : 1
Net Power (kW/rpm)*	8.5 hp (6.3 kW) at 3,600 rpm
Net Torque*	14.1 lbs ft (19.1 Nm) at 2,500 rpm
PTO Shaft Rotation	Counterclockwise (from PTO shaft side)
Ignition System	Digital CDI with variable ignition timing
Starting System	Recoil & Electric Starter
Carburetor	Butterfly
Lubrication System	Splash
Governor System	Centrifugal Mass Type
Air Cleaner	Dual Element
Oil Capacity	1.16 US qt (1.1 L)
Fuel Tank Capacity (liter)	6.4 US qt (6.1 L)
Evaporative Emissions	Low permeation hose and purge joint provided
Exhaust Emissions	Certified for use in all 50 states
Dimensions (L x W x H) Q-Shaft	15.0" (380 mm) x 16.9" (429 mm) x 16.6" (422 mm)
Dry Weight	55 lbs (25.0 kg)



## GX340



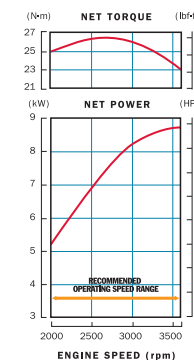
Engine Type	Air-cooled, 4-Stroke, OHV, single cylinder
Bore x Stroke	3.5" x 2.5" (88 x 64 mm)
Displacement	24 cu in (389 cm <sup>3</sup> )
Compression Ratio	8.2 : 1
Net Power (kW/rpm)*	10.7 hp (8.0 kW) at 3,600 rpm
Net Torque*	19.5 lbs ft (26.4 Nm) at 2,500 rpm
PTO Shaft Rotation	Counterclockwise (from PTO shaft side)
Ignition System	Digital CDI with variable ignition timing
Starting System	Recoil & Electric Starter
Carburetor	Butterfly
Lubrication System	Splash
Governor System	Centrifugal Mass Type
Air Cleaner	Dual Element
Oil Capacity	1.16 US qt (1.1 L)
Fuel Tank Capacity (liter)	6.4 US qt (6.1 L)
Evaporative Emissions	Low permeation hose and purge joint provided
Exhaust Emissions	Certified for use in all 50 states
Dimensions (L x W x H) Q-Shaft	16.0" (407 mm) x 19.1" (485 mm) x 17.7" (449 mm)
Dry Weight	69 lbs (31.5 kg)



## GX390



Engine Type	Air-cooled, 4-Stroke, OHV, single cylinder
Bore x Stroke	3.5" x 2.5" (88 x 64 mm)
Displacement	24 cu in (389 cm <sup>3</sup> )
Compression Ratio	8.2 : 1
Net Power (kW/rpm)*	11.7 hp (8.7 kW) at 3,600 rpm
Net Torque*	19.5 lbs ft (26.4 s) at 2,500 rpm
PTO Shaft Rotation	Counterclockwise (from PTO shaft side)
Ignition System	Digital CDI with variable ignition timing
Starting System	Recoil & Electric Starter
Carburetor	Butterfly
Lubrication System	Splash
Governor System	Centrifugal Mass Type
Air Cleaner	Dual Element
Oil Capacity	1.16 US qt (1.1 L)
Fuel Tank Capacity (liter)	6.4 US qt (6.1 L)
Evaporative Emissions	Low permeation hose and purge joint provided
Exhaust Emissions	Certified for use in all 50 states
Dimensions (L x W x H) Q-Shaft	16.0" (407 mm) x 19.1" (485 mm) x 17.7" (449 mm)
Dry Weight	69 lbs (31.5 kg)

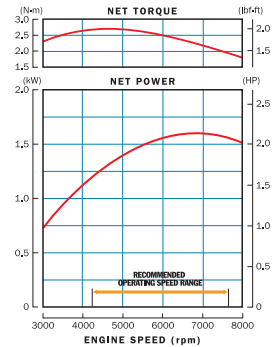


## Horizontal Shaft cont.

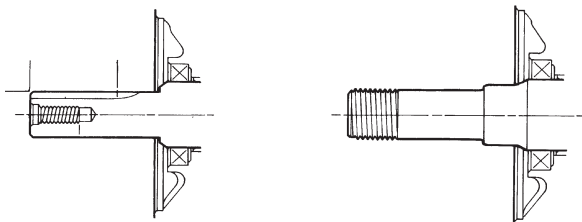
### GXH50



Engine Type	Air-cooled, 4-Stroke, OHV, single cylinder
Bore x Stroke	1.65" x 1.42" (41.8 x 36 mm)
Displacement	2.99 cu in (49 cm <sup>3</sup> )
Compression Ratio	8.0 : 1
Net Horsepower*	2.1 hp (1.6kW) at 7,000 rpm
Net Torque*	2.0 lbs ft (2.7 Nm) at 4,500 rpm
PTO Shaft Rotation	Counterclockwise (from PTO shaft side)
Ignition System	Transistorized Magneto
Starting System	Recoil Starter
Carburetor	Float Type
Lubrication System	Forced Splash
Governor System	Centrifugal Mechanical
Air Cleaner	Semi-dry Type
Oil Capacity	0.26 US qt (0.25l)
Fuel Tank Capacity (liter)	0.81 US qt (0.77l)
Dimensions (L x W x H)	8.9" (225mm) x 10.8" (274mm) x 13.0" (353mm)
Dry Weight	12.1 lbs (5.5 kg)

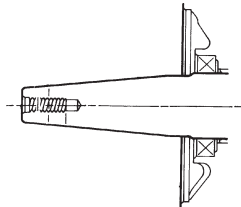


### PTO Shaft Variations HORIZONTAL GX SERIES



Q-TYPE SHAFT-FLAT KEY FOR GENERAL PURPOSE

P-TYPE AND T-TYPE THREADED CRANKSHAFT



V-TYPE/TAPER

### The Big GX, Now Even More Powerful.

(Models GX240 – GX390)

The new Honda GX Series (GX240-GX390) engines offer up to 6% more power over the original models.

The increase in power is achieved through several innovative improvements. First, the new GX series now employs a digital CDI ignition system to dramatically improve ignition timing. Second, the compression ratio has been increased and finally, combustion air flow has been enhanced through a more efficient air cleaner design that reduces air flow restriction.

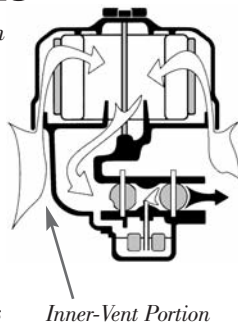


Digital CDI Ignition Coil

### Air Filtration Systems

Honda offers a variety of air filters to match your application, including dual-element, semi-dry, oil-bath and Cyclone Air Cleaner with inner-vent carburetor. "Inner-vent" carburetors are now available on specific models with dual-element filters.

Honda's inner-vent carburetor places the float bowl vent on the "clean side" of the air filter elements so that the air/fuel ratio remains more constant as the elements become dirty. This allows the length of the service interval for air filter maintenance to be more than doubled.



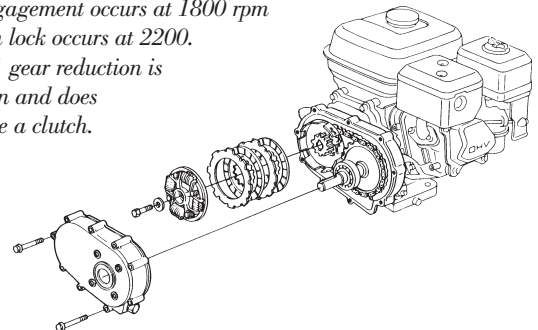
Inner-Vent Portion

### Reduction Units

The 2-to-1 reduction unit is chain or gear driven and may include an automatic, centrifugally operated clutch.

Clutch engagement occurs at 1800 rpm and clutch lock occurs at 2200.

The 6-to-1 gear reduction is gear driven and does not include a clutch.



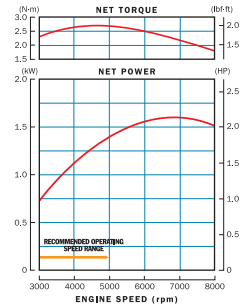
\* The power rating of the engines indicated in this document measures the net power output at 3600 rpm (7000 rpm for model GXH50, GXV50, GX25 and GX35) and net torque at 2500 rpm, as tested on a production engine. Mass production engines may vary from this value. Actual power output for the engine installed in the final machine will vary depending

## Vertical Shaft

### GXV50



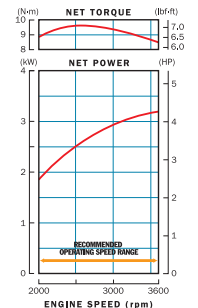
Engine Type	Air-cooled, 4-Stroke, OHV, single cylinder
Bore x Stroke	1.65" x 1.42" (41.8 x 36 mm)
Displacement	2.99 cu in (49 cm <sup>3</sup> )
Compression Ratio	8.0 : 1
Net Horsepower*	2.1hp (1.6kW) at 7,000 rpm
Net Torque*	2.0 lbs ft (2.7 Nm) at 4,500 rpm
PTO Shaft Rotation	Counterclockwise (from PTO shaft side)
Ignition System	Transistorized Magneto
Starting System	Recoil Starter
Carburetor	Float Type
Lubrication System	Forced Splash
Governor System	Centrifugal Mechanical
Air Cleaner	Semi-dry Type
Oil Capacity	0.26 US qt (0.25l)
Fuel Tank Capacity (liter)	0.29 US qt (0.27l)
Dimensions (L x W x H)	9.8" (249mm) x 11.3" (286mm) x 7.8" (198mm)
Dry Weight	11.5 lbs (5.2 kg)



### GXV160



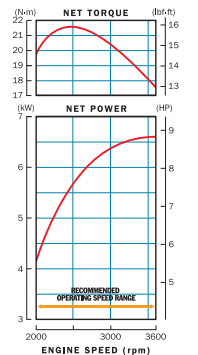
Engine Type	Air-cooled 4-stroke OHV single cylinder
Bore x Stroke	2.7" x 1.8" (68 x 45 mm)
Displacement	10 cu in (163 cm <sup>3</sup> )
Compression Ratio	8.0 : 1
Net Horsepower*	4.3hp (3.2kW) at 3,600 rpm
Net Torque*	7.1 lbs ft (9.6 Nm) at 2,500 rpm
PTO Shaft Rotation	Counterclockwise (from PTO shaft side)
Ignition System	Transistorized Magneto
Starting System	Recoil Starter
Carburetor	Horizontal type butterfly valve
Lubrication System	Forced Splash
Governor System	Centrifugal Mechanical
Air Cleaner	Dual Element
Oil Capacity	0.69 US qt (0.65l)
Fuel Tank Capacity (liter)	1.9 US qt (1.8l)
Dimensions (L x W x H)	16.3" (415mm) x 14.1" (359mm) x 13.9" (354mm)
Dry Weight	31.5 lbs (14.3 kg)



### GXV340



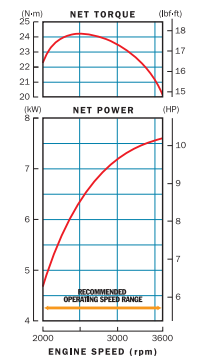
Engine Type	Air-cooled 4-stroke OHV single cylinder
Bore x Stroke	3.2" x 2.5" (82 x 64 mm)
Displacement	20.6 cu in (337 cm <sup>3</sup> )
Compression Ratio	7.7 : 1
Net Horsepower*	8.9hp (6.6kW) at 3,600 rpm
Net Torque*	15.9 lbs ft (21.6 Nm) at 2,500 rpm
PTO Shaft Rotation	Counterclockwise (from PTO shaft side)
Ignition System	Transistorized Magneto
Starting System	Recoil and Electric Starter
Carburetor	Horizontal type butterfly valve
Lubrication System	Pressure and Splash
Governor System	Centrifugal Mechanical
Air Cleaner	Dual Element
Oil Capacity	1.2 US qt (1.1l)
Fuel Tank Capacity (liter)	2.2 US qt (2.1l)
Dimensions (L x W x H)	17.0" (433mm) x 15.0" (382mm) x 15.9" (406mm)
Dry Weight	71.2 lbs (32.3 kg)



### GXV390



Engine Type	Air-cooled, 4-Stroke, OHV, single cylinder
Bore x Stroke	3.5" x 2.5" (88 x 64 mm)
Displacement	23.7 cu in (389 cm <sup>3</sup> )
Compression Ratio	7.7 : 1
Net Horsepower*	10.2hp (7.6kW) at 3,600 rpm
Net Torque*	17.8 lbs ft (24.2 Nm) at 2,500 rpm
PTO Shaft Rotation	Counterclockwise (from PTO shaft side)
Ignition System	Transistorized Magneto
Starting System	Recoil and Electric Starter
Carburetor	Horizontal type butterfly valve
Lubrication System	Pressure and Splash
Governor System	Centrifugal Mechanical
Air Cleaner	Dual Element
Oil Capacity	1.2 US qt (1.1l)
Fuel Tank Capacity (liter)	2.2 US qt (2.1l)
Dimensions (L x W x H)	17.0" (433mm) x 15.0" (382mm) x 15.9" (406mm)
Dry Weight	73.3 lbs (33.3 kg)



# HONDA ENGINE DISTRIBUTORS

## ALABAMA

R.W. DISTRIBUTORS, INC.  
SEE MISSISSIPPI

## ALASKA

SCOTSCO, INC  
SEE OREGON

## ARIZONA

TRU-POWER, INC.  
SEE SOUTHERN CALIFORNIA

## ARKANSAS

R.W. DISTRIBUTORS, INC.  
SEE MISSISSIPPI

## CALIFORNIA

*Northern California*  
PACE WEST, INC.  
www.pacelink.com  
5850 Alder Avenue  
Sacramento, CA 95828  
(916) 925-6936 FAX (916) 925-5018  
pacewest@pacelink.com

*Southern California*

TRU-POWER, INC.  
www.trupower.com  
22520-A Temescal Canyon Rd.  
Corona, CA 92883  
(951) 277-3180 FAX (951) 277-3190  
sales@trupower.com

## COLORADO

E. C. POWER SYSTEMS  
www.ecpower.com  
3233 Oakland Street  
Aurora, CO 80010  
(303) 360-7110 FAX (303) 360-7519  
rickr1@e-c-co.com

## CONNECTICUT

EASTERN EQUIPMENT, INC.  
SEE NEW HAMPSHIRE

## DELAWARE

R.C.S. DISTRIBUTING, INC.  
SEE MARYLAND

## DISTRICT OF COLUMBIA

R.C.S. DISTRIBUTING, INC.  
SEE MARYLAND

## FLORIDA

ROBERTS SUPPLY, INC.  
www.robertssupply.com  
4203 Metric Drive  
Winter Park, FL 32792  
(407) 657-5555 FAX (407) 657-4007  
info@robertssupply.com

## GEORGIA

M.T.A. DISTRIBUTORS  
SEE TENNESSEE

## HAWAII

SCOTSCO, INC.  
SEE OREGON

## IDAHO

E. C. POWER SYSTEMS  
www.ecpower.com  
4499 Market Street  
Boise, ID 83705  
(208) 342-6541 FAX (208) 345-4308  
wintons@e-c-co.com

## ILLINOIS

POWER EQUIPMENT CO.  
www.peco1948.com  
211 W Stephenie Drive  
Cortland, IL 60112  
(815) 754-4090 FAX (815) 754-4280  
sales@peco1948.com

## INDIANA

POWER EQUIPMENT CO.  
SEE ILLINOIS

## IOWA

IOWA POWER PRODUCTS  
www.iowapower.com  
522 Brooks Road  
Iowa Falls, IA 50126  
(641) 648-2507 FAX (641) 648-5013  
iowapower@iowapower.com

## KANSAS

KANSAS CITY POWER PROD.  
www.kcpp.com  
80 S. James Street  
Kansas City, KS 66118  
(913) 321-7040 FAX (913) 321-7341  
info@kcpp.com

## KENTUCKY

M.T.A. DISTRIBUTORS  
SEE TENNESSEE

*Northern Kentucky-Cincinnati area*  
HAYWARD DISTRIBUTING  
SEE OHIO

## LOUISIANA

R.W. DISTRIBUTORS, INC.  
SEE MISSISSIPPI

## MAINE

EASTERN EQUIPMENT, INC.  
SEE NEW HAMPSHIRE

## MARYLAND

R.C.S. DISTRIBUTING, INC.  
www.rcsdistributing.com  
8019 Dorsey Run Road  
Jessup, MD 20794  
(410) 799-1850 FAX (410) 799-1804  
sales@rcsdist.com

## MASSACHUSETTS

EASTERN EQUIPMENT, INC.  
SEE NEW HAMPSHIRE

## MICHIGAN

PACE, INC.  
www.pacelink.com  
739 South Mill Street  
Plymouth, MI 48170  
(734) 453-6258 FAX (734) 453-5320  
pace@pacelink.com

*Northern Michigan*

ENGINE POWER INC.  
SEE WISCONSIN

## MINNESOTA

GREAT NORTHERN EQUIP. DIST.  
www.gnedi.com  
20195 South Diamond Lake Road  
Rogers, MN 55374  
(763) 428-2237 FAX (763) 428-4821  
chrisb@gnedi.com

## MISSISSIPPI

R.W. DISTRIBUTORS, INC.  
1046 Hwy 471  
Brandon, MS 39042  
(601) 939-0204 FAX (800) 748-9965  
Mail Address  
P.O. Box 1409  
Brandon, MS 39043  
general@rwdist.net

## MISSOURI

KANSAS CITY POWER PRODUCTS  
SEE KANSAS

## MONTANA

E. C. POWER SYSTEMS  
SEE IDAHO

## NEBRASKA

Anderson Industrial Engines  
www.ai-engines.com  
5532 Center Street  
Omaha, NE 68106  
(402) 558-8700  
FAX (402) 558-8249  
info@ai-engines.com

## NEVADA

PACE WEST INC.  
SEE NORTHRN CALIFORNIA

TRU-POWER, INC.  
SEE SOUTHERN CALIFORNIA

E. C. POWER SYSTEMS  
SEE UTAH

## NEW HAMPSHIRE

EASTERN EQUIPMENT, INC.  
www.easternequipmentinc.com  
6 "B" Street  
Derry, NH 03038  
(603) 437-0407 FAX (603) 437-0815  
gmiscoeastern@aol.com

## NEW JERSEY

R.C.S. DISTRIBUTING, INC.  
SEE MARYLAND

## NEW MEXICO

LIGHTBOURN EQUIPMENT  
SEE TEXAS (DALLAS)

## NEW YORK

EASTERN EQUIPMENT, INC.  
SEE NEW HAMPSHIRE

## NORTH CAROLINA

ENGINE DISTRIBUTION CENTER  
www.carolina-edc.com  
7206 Cessna Drive  
Greensboro, NC 27409  
(336) 664-0010 FAX (336) 664-0506  
sales@carolina-edc.com

## NORTH DAKOTA

GREAT NORTHERN EQUIPMENT  
SEE MINNESOTA

## OHIO

HAYWARD DISTRIBUTING  
www.haydist.com  
4061 Perimeter Drive  
Columbus, OH 43228  
(614) 272-5953 FAX (614) 272-5959  
rstruthers@haydist.com

*North Western Ohio*

PACE INC.  
SEE MICHAGAN

## OKLAHOMA

SMITH DISTRIBUTING CO.  
www.smithdistributingcompany.com  
4110 N.W. 10th Street  
Oklahoma City, OK 73107  
(405) 947-6484 FAX (405) 946-1251  
parts@smithdistributingcompany.com

## OREGON

SCOTSCO, INC.  
www.scotsco.com  
16750 S.E. Kens Ct.  
Milwaukie, OR 97267  
(503) 653-7791 FAX (503) 653-7838  
tfrandsen@scotsco.com

## PENNSYLVANIA

PAUL B. MOYER & SONS, INC.  
www.paulbmoyer.com  
190 S. Clinton Street  
Doylestown, PA 18901  
(215) 348-1270 FAX (215) 348-7651  
information@paulbmoyer.com

## PUERTO RICO/VIRGIN ISLANDS

BELLA INTERNATIONAL  
www.bellainternational.com  
65 Infanteria, KM2.2  
Rio Piedras, PR 00923  
(787) 620-5838 FAX (787) 620-5829

## RHODE ISLAND

EASTERN EQUIPMENT, INC  
SEE NEW HAMPSHIRE

## SOUTH CAROLINA

ENGINE DISTRIBUTION CENTER  
SEE NORTH CAROLINA

## SOUTH DAKOTA

GREAT NORTHERN EQUIPMENT  
SEE MINNESOTA

## TENNESSEE

M.T.A. DISTRIBUTORS  
www.mtadistributors.com  
555 Hickory Hills Blvd.  
Whites Creek, TN 37189-9244  
(615) 299-8777 FAX (615) 299-0464  
customerservice@mtadistributors.com

## TEXAS

LIGHTBOURN EQUIPMENT  
www.lightbourneequipment.com  
13649 Beta Road  
Dallas, TX 75244  
(972) 233-5151 FAX (972) 661-0738  
dvb@lightbourneequipment.com

LIGHTBOURN EQUIPMENT

8272 El Rio, Suite 110  
Houston, TX 77054  
(713) 741-2003 FAX (713) 741-1909  
swk@lightbourneequipment.com

## UTAH

E. C. POWER SYSTEMS  
www.ecpower.com  
3738 West 2340 S. Suite E  
Salt Lake City, UT 84120  
(800) 886-1424 (800) 462-3370  
FAX (801) 886-1464  
chh@e-c-co.com

## VERMONT

EASTERN EQUIPMENT, INC.  
SEE NEW HAMPSHIRE

## VIRGINIA

TIDEWATER POWER EQUIP. CO.  
www.tpeco.com  
5795 Thurston Ave  
Virginia Beach, VA 23455  
(757) 464-1755 FAX (800) 288-8953  
info@tpeco.com

## WASHINGTON

SCOTSCO, INC.  
SEE OREGON

## WEST VIRGINIA

HAYWARD DISTRIBUTING  
SEE OHIO

TIDEWATER POWER EQUIP. CO.  
SEE VIRGINIA

## WISCONSIN

ENGINE POWER, INC.  
www.enginepower.com  
1830 Executive Drive  
Oconomowoc, WI 53066-4831  
(262) 567-8575 FAX (262) 567-2556  
postoff@enginepower.com

## WYOMING

E. C. POWER SYSTEMS  
SEE COLORADO



GC SERIES



GS SERIES



GX SERIES



IGX SERIES



V-TWIN SERIES



MINI 4-STROKE SERIES

**HONDA**  
**ENGINES**

Built like no other.

Visit us at [engines.honda.com](http://engines.honda.com).

For optimum performance and safety we recommend you read the owner's manual before operating your Honda Power Equipment. Specifications subject to change without notice.

All images contained herein are either owned by American Honda Motor Co., Inc., or used under a valid license. It is a violation of federal law to reproduce these images without express written permission from American Honda Motor Co., Inc., or the individual copyright owner of such images. All rights reserved. HONDA, the HONDA ENGINES logo, Honda engine model names and their trade dress are trademarks of Honda Motor Co., Ltd. used under license from American Honda Motor Co., Inc. Many Honda engine and vehicle model names, and associated trade dress may be seen at [www.honda.com](http://www.honda.com). ©2011 American Honda Motor Co., Inc. C0476